

NPI infomatrix

Key NPI Success Factors

- Experienced management team
- Diversified portfolio of assets and technologies
- >2,500 MW construction and development pipeline
- Long-term power contracts produce stable cash flows
- Disciplined non-recourse project finance strategy
- 1.7 billion in tax pools available
- 7.0% dividend yield

Why Invest?

Stability – A solid construction and operating history and a commitment to an attractive dividend policy.

Growth – An exciting portfolio of attractive and strategic development and partnering opportunities.

Experience – A strong, seasoned management team with 41% ownership aligns with shareholder interests.

Corporate Officers

John W. Brace
Chief Executive Officer

Sean Durfy
President and Chief Development Officer

Paul J. Bradley
Chief Financial Officer

Salvatore Mantenuto
Chief Operating Officer and Vice Chair

Anthony F. Anderson
Chief Investment Officer

Darryl Bergman
Corporate Treasurer

Michael D. Shadbolt
Vice President and General Counsel

Linda L. Bertoldi
Secretary

Gemi (Jim) Cipolla
Vice President,
Gas and Electricity Marketing

David Dougall
Vice President, Operations

Dino Gilosca
Vice President, Engineering

Intelligent energy for a greener planet – that is Northland Power’s vision.

Northland produces electricity from clean natural gas and biomass, and from renewable energy sources such as wind and solar. The company owns and partners with First Nations, municipal and independent developers to operate power-generation facilities in Canada, the United States and Germany. Northland sells electricity under long-term power purchase agreements that ensure sustainable value for customers, shareholders and communities. The company maintains an active development and construction program to discover new and innovative power-generation opportunities to increase its production base and value for all stakeholders.

Snapshot Matrix

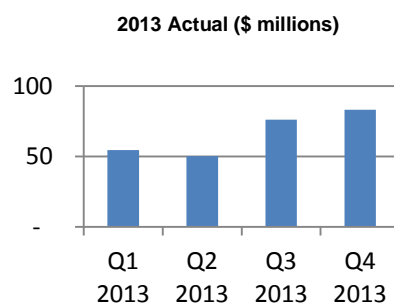
Facts Summary

Date Listed	April 1997
Exchange	Toronto Stock Exchange
Trading Symbol	NPI
Dividend	\$1.08 per share annually; \$0.09 monthly
Shares Outstanding ¹	133,978,711
Market Capitalization ² (\$billion)	2.06
Regulatory Filings	www.sedar.com
Index Inclusion	S&P TSX Clean Technology Index
Credit Rating	BBB Stable
Number of Employees	230

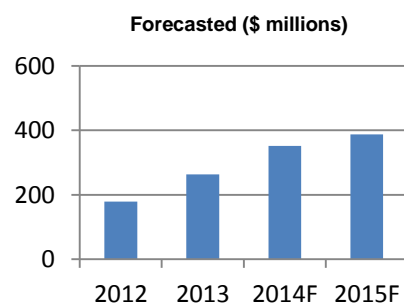
(1) As at December 31, 2013 regular and Class A shares

(2) As at December 31, 2013 includes all shares outstanding

EBITDA, Actual and Forecast

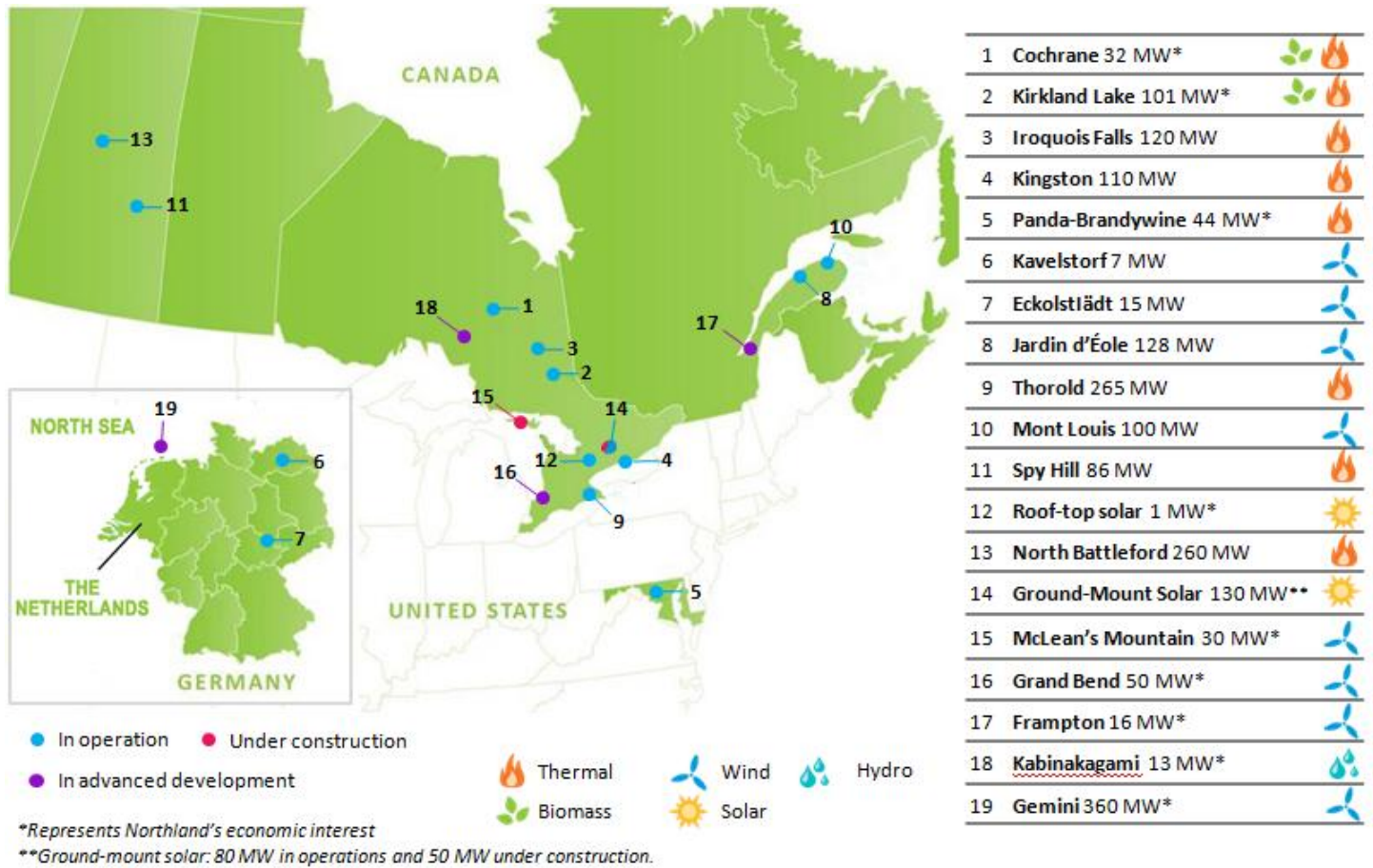


Quarterly



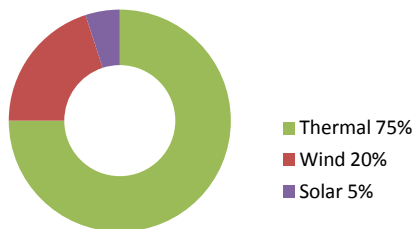
Annually

Geographical and Technology Diversification

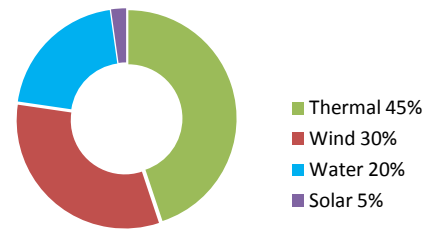


Graphic Analysis

1,349 MW Operating Assets



>2,500 MW Construction & Development Pipeline



For more information, please contact:

Adam Beaumont Director of Finance
647.288.1929

Barb Bokla Manager, Investor Relations
647.288.1438

investorrelations@northlandpower.ca
www.northlandpower.ca

Analyst Coverage

BMO Capital Markets
Canaccord Genuity
Cormark Securities
Desjardins
First Energy Capital
Jacob Securities

Ben Pham
Juan Plessis
MacMurray D. Whale
Jeremy Rosenfield
Steven I. Paget
John McIlveen

National Bank Financial
RBC Capital Markets
Scotia Capital
TD Securities
Veritas

Patrick Kenny
Nelson Ng
Mathew Akman
Sean Steuart
Darryl McCoubrey